

VL Flange & Supply, Inc.

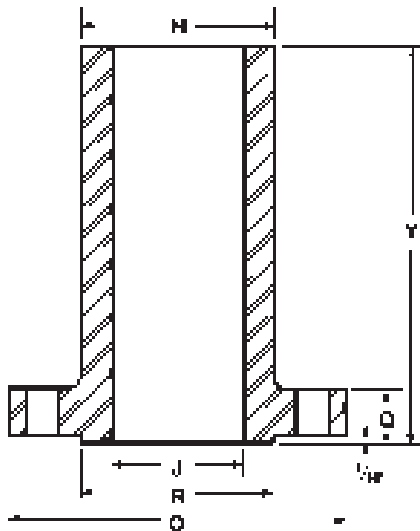
Forged Seamless Long  
Welding Necks

ASME Class 150 - 2500  
Dimensional Data



# Seamless Long Welding Necks

150 lb.



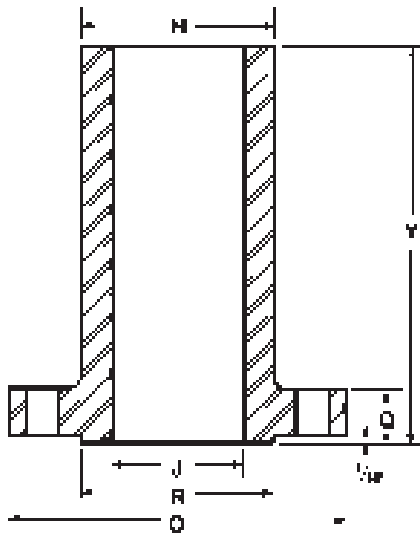
Nominal Size and Bore J	Outside Dia. O	Minimum Flange Thickness Q	Dia. of Raised Face R	Minimum Wall Thickness	Dia. of Hub at Point of Welding H	Length Thru Hub Y	Drilling Template				Approx. Weight in Pounds
							No. of Holes	Dia. of Holes	Dia. of Bolts	Dia. Bolt Circle	
1/2	3.50	0.44	1.38	0.36	1.19	9	4	0.62	0.50	2.38	8
3/4	3.88	0.50	1.69	0.38	1.50	9	4	0.62	0.50	2.75	8
1	4.25	0.56	2.00	0.50	2.00	9	4	0.62	0.50	3.12	8
1 1/4	4.62	0.62	2.50	0.56	2.38	9	4	0.62	0.50	3.50	10
1 1/2	5.00	0.69	2.88	0.56	2.62	9	4	0.62	0.50	3.88	12
2	6.00	0.75	3.62	0.62	3.25	9	4	0.75	0.62	4.75	16
2 1/2	7.00	0.88	4.12	0.62	3.75	9	4	0.75	0.62	5.50	21
3	7.50	0.94	5.00	0.62	4.25	9	4	0.75	0.62	6.00	24
3 1/2	8.50	0.94	5.50	0.69	4.88	9	8	0.75	0.62	7.00	31
4	9.00	0.94	6.19	0.75	5.50	12	8	0.75	0.62	7.50	47
5	10.00	0.94	7.31	0.75	6.50	12	8	0.88	0.75	8.50	57
6	11.00	1.00	8.50	0.88	7.75	12	8	0.88	0.75	9.50	77
8	13.50	1.12	10.62	0.88	9.75	12	8	0.88	0.75	11.75	103
10	16.00	1.19	12.75	1.00	12.00	12	12	1.00	0.88	14.25	150
12	19.00	1.25	15.00	1.19	14.38	12	12	1.00	0.88	17.00	215
14	21.00	1.38	16.25	1.00	16.00	12	12	1.12	1.00	18.75	221
16	23.50	1.44	18.50	1.00	18.00	12	16	1.12	1.00	21.25	254
18	25.00	1.56	21.00	1.00	20.00	12	16	1.25	1.12	22.75	278
20	27.50	1.69	23.00	1.00	22.00	12	20	1.25	1.12	25.00	324
24	32.00	1.88	27.25	1.12	26.25	12	20	1.38	1.25	29.50	439

All dimensions given in inches. Necks are furnished bored, faced and spot faced or back faced.

Unless otherwise specified, 150 lb. Seamless Long Welding Necks will be furnished drilled and with a 1/16" raised face which is included in Thickness "Q" and Length "Y".

# Seamless Long Welding Necks

300 lb.



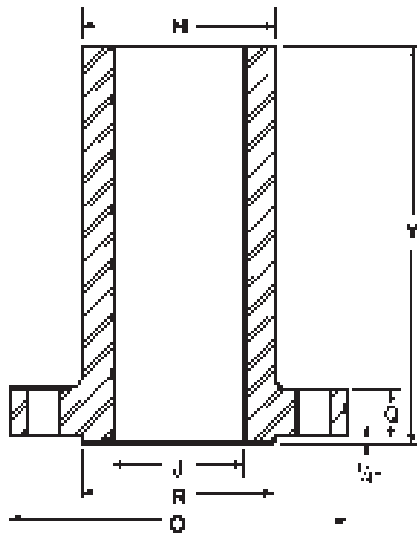
Nominal Size and Bore J	Outside Dia. O	Minimum Flange Thickness Q	Dia. of Raised Face R	Minimum Wall Thickness	Dia. of Hub at Point of Welding H	Length Thru Hub Y	Drilling Template				Approx. Weight in Pounds
							No. of Holes	Dia. of Holes	Dia. of Bolts	Dia. Bolt Circle	
1/2	3.75	0.56	1.38	0.50	1.50	9	4	0.62	0.50	2.62	10
3/4	4.62	0.62	1.69	0.56	1.88	9	4	0.75	0.62	3.25	10
1	4.88	0.69	2.00	0.56	2.12	9	4	0.75	0.62	3.50	10
1 1/4	5.25	0.75	2.50	0.62	2.50	9	4	0.75	0.62	3.88	14
1 1/2	6.12	0.81	2.88	0.62	2.75	9	4	0.88	0.75	4.50	17
2	6.50	0.88	3.62	0.62	3.25	9	8	0.75	0.62	5.00	19
2 1/2	7.50	1.00	4.12	0.72	3.94	9	8	0.88	0.75	5.88	28
3	8.25	1.12	5.00	0.81	4.62	9	8	0.88	0.75	6.62	36
3 1/2	9.00	1.19	5.50	0.88	5.25	9	8	0.88	0.75	7.25	45
4	10.00	1.25	6.19	0.88	5.75	12	8	0.88	0.75	7.88	54
5	11.00	1.38	7.31	1.00	7.00	12	8	0.88	0.75	9.25	86
6	12.50	1.44	8.50	1.06	8.12	12	12	0.88	0.75	10.62	108
8	15.00	1.62	10.62	1.12	10.25	12	12	1.00	0.88	13.00	150
10	17.50	1.88	12.75	1.31	12.62	12	16	1.12	1.00	15.25	218
12	20.50	2.00	15.00	1.38	14.75	12	16	1.25	1.12	17.75	289
14	23.00	2.12	16.25	1.38	16.75	12	20	1.25	1.12	20.25	342
16	25.50	2.25	18.50	1.50	19.00	12	20	1.38	1.25	22.50	426
18	28.00	2.38	21.00	1.50	21.00	12	24	1.38	1.25	24.75	493
20	30.50	2.50	23.00	1.56	23.12	12	24	1.38	1.25	27.00	575
24	36.00	2.75	27.25	1.81	27.62	12	24	1.62	1.50	32.00	823

All dimensions given in inches. Necks are furnished bored, faced and spot faced or back faced.

Unless otherwise specified, 300 lb. Seamless Long Welding Necks will be furnished drilled and with a 1/16" raised face which is included in Thickness "Q" and Length "Y".

# Seamless Long Welding Necks

400 lb.



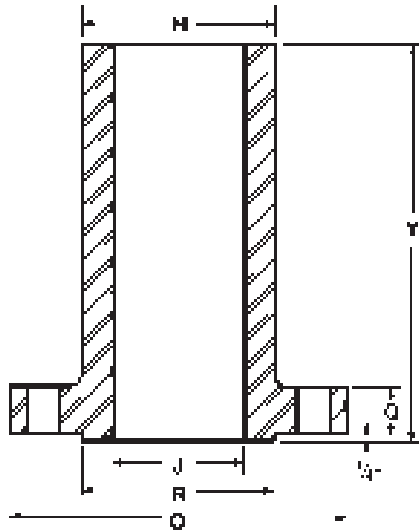
Nominal Size and Bore J	Outside Dia. O	Minimum Flange Thickness Q	Dia. of Raised Face R	Minimum Wall Thickness	Dia. of Hub at Point of Welding H	Length Thru Hub Y	Drilling Template				Approx. Weight in Pounds
							No. of Holes	Dia. of Holes	Dia. of Bolts	Dia. Bolt Circle	
1/2	3.75	0.56	1.38	0.50	1.50	9	4	0.62	0.50	2.62	11
3/4	4.62	0.62	1.69	0.56	1.88	9	4	0.75	0.62	3.25	11
1	4.88	0.69	2.00	0.56	2.12	9	4	0.75	0.62	3.50	11
1 1/4	5.25	0.81	2.50	0.62	2.50	9	4	0.75	0.62	3.88	14
1 1/2	6.12	0.88	2.88	0.62	2.75	9	4	0.88	0.75	4.50	17
2	6.50	1.00	3.62	0.62	3.25	9	8	0.75	0.62	5.00	21
2 1/2	7.50	1.12	4.12	0.72	3.94	9	8	0.88	0.75	5.88	29
3	8.25	1.25	5.00	0.81	4.62	9	8	0.88	0.75	6.62	38
3 1/2	9.00	1.38	5.50	0.88	5.25	9	8	1.00	0.88	7.25	48
4	10.00	1.38	6.19	0.88	5.75	12	8	1.00	0.88	7.88	67
5	11.00	1.50	7.31	1.00	7.00	12	8	1.00	0.88	9.25	90
6	12.50	1.62	8.50	1.06	8.12	12	12	1.00	0.88	10.62	115
8	15.00	1.88	10.62	1.12	10.25	12	12	1.12	1.00	13.00	140
10	17.50	2.12	12.75	1.31	12.62	12	16	1.25	1.12	15.25	230

All dimensions given in inches. Necks are furnished bored, faced and spot faced or back faced.

Unless otherwise specified, 400 lb. Seamless Long Welding Necks will be furnished drilled and with a 1/4" raised face which is not included in Thickness "Q" but is included in Length "Y".

# Seamless Long Welding Necks

600 lb.



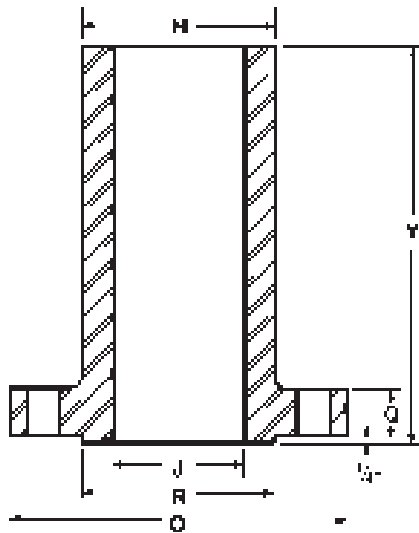
Nominal Size and Bore J	Outside Dia. O	Minimum Flange Thickness Q	Dia. of Raised Face R	Minimum Wall Thickness F	Dia. of Hub at Point of Welding H	Length Thru Hub Y	Drilling Template				Approx. Weight in Pounds
							No. of Holes	Dia. of Holes	Dia. of Bolts	Dia. Bolt Circle	
1/2	3.75	0.56	1.38	0.50	1.50	9	4	0.62	0.50	2.62	11
3/4	4.62	0.62	1.69	0.56	1.88	9	4	0.75	0.62	3.25	11
1	4.88	0.69	2.00	0.56	2.12	9	4	0.75	0.62	3.50	11
1 1/4	5.25	0.81	2.50	0.62	2.50	9	4	0.75	0.62	3.88	14
1 1/2	6.12	0.88	2.88	0.62	2.75	9	4	0.88	0.75	4.50	17
2	6.50	1.00	3.62	0.62	3.25	9	8	0.75	0.62	5.00	21
2 1/2	7.50	1.12	4.12	0.72	3.94	9	8	0.88	0.75	5.88	29
3	8.25	1.25	5.00	0.81	4.62	9	8	0.88	0.75	6.62	38
3 1/2	9.00	1.38	5.50	0.88	5.25	9	8	1.00	0.88	7.25	48
4	10.75	1.50	6.19	1.00	6.00	12	8	1.00	0.88	8.50	80
5	13.00	1.75	7.31	1.25	7.50	12	8	1.12	1.00	10.50	128
6	14.00	1.88	8.50	1.38	8.75	12	12	1.12	1.00	11.50	158
8	16.50	2.19	10.62	1.38	10.75	12	12	1.25	1.12	13.75	215
10	20.00	2.50	12.75	1.75	13.50	12	16	1.38	1.25	17.00	339

All dimensions given in inches. Necks are furnished bored, faced and spot faced or back faced.

Unless otherwise specified, 600 lb. Seamless Long Welding Necks will be furnished drilled and with a 1/4" raised face which is not included in Thickness "Q" but is included in Length "Y".

# Seamless Long Welding Necks

900 lb.



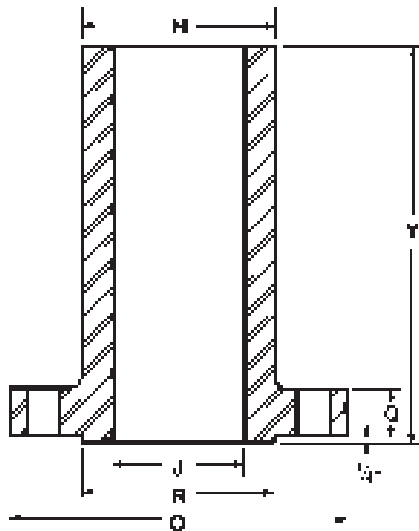
Nominal Size and Bore J	Outside Dia. O	Minimum Flange Thickness Q	Dia. of Raised Face R	Minimum Wall Thickness	Dia. of Hub at Point of Welding H	Length Thru Hub Y	Drilling Template				Approx. Weight in Pounds
							No. of Holes	Dia. of Holes	Dia. of Bolts	Dia. Bolt Circle	
1/2	4.75	0.88	1.38	0.50	1.50	9	4	0.88	0.75	3.25	15
3/4	5.12	1.00	1.69	0.50	1.75	9	4	0.88	0.75	3.50	15
1	5.88	1.12	2.00	0.53	2.06	9	4	1.00	0.88	4.00	15
1 1/4	6.25	1.12	2.50	0.62	2.50	9	4	1.00	0.88	4.38	18
1 1/2	7.00	1.25	2.88	0.62	2.75	9	4	1.12	1.00	4.88	23
2	8.50	1.50	3.62	1.06	4.12	9	8	1.00	0.88	6.50	44
2 1/2	9.62	1.62	4.12	1.19	4.88	12	8	1.12	1.00	7.50	72
3	9.50	1.50	5.00	1.00	5.00	12	8	1.38	0.88	7.50	85
4	11.50	1.75	6.19	1.12	6.25	12	8	1.25	1.12	9.25	98
5	13.75	2.00	7.31	1.25	7.50	12	8	1.38	1.25	11.00	143
6	15.00	2.19	8.50	1.62	9.25	12	12	1.25	1.12	12.50	199
8	18.50	2.50	10.62	1.88	11.75	12	12	1.50	1.38	15.50	310
10	21.50	2.75	12.75	2.25	14.50	12	16	1.50	1.38	18.50	385

All dimensions given in inches. Necks are furnished bored, faced and spot faced or back faced.

Unless otherwise specified, 900 lb. Seamless Long Welding Necks will be furnished drilled and with a 1/4" raised face which is not included in Thickness "Q" but is included in Length "Y".

# Seamless Long Welding Necks

1500 lb.



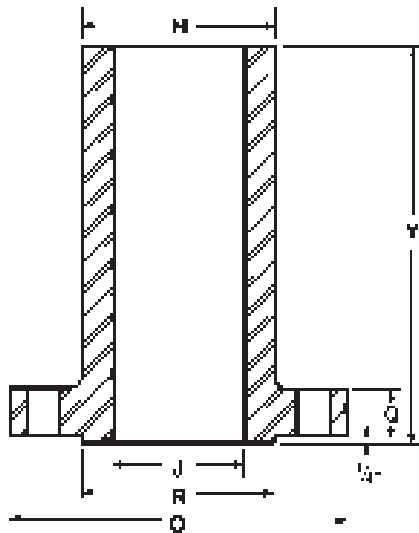
Nominal Size and Bore J	Outside Dia. O	Minimum Flange Thickness Q	Dia. of Raised Face R	Minimum Wall Thickness	Dia. of Hub at Point of Welding H	Length Thru Hub Y	Drilling Template				Approx. Weight in Pounds
							No. of Holes	Dia. of Holes	Dia. of Bolts	Dia. Bolt Circle	
1/2	4.75	0.88	1.38	0.50	1.50	9	4	0.88	0.75	3.25	15
3/4	5.12	1.00	1.69	0.50	1.75	9	4	0.88	0.75	3.50	15
1	5.88	1.12	2.00	0.53	2.06	9	4	1.00	0.88	4.00	15
1 1/4	6.25	1.12	2.50	0.62	2.50	9	4	1.00	0.88	4.38	18
1 1/2	7.00	1.25	2.88	0.62	2.75	9	4	1.12	1.00	4.88	23
2	8.50	1.50	3.62	1.06	4.12	9	8	1.00	0.88	6.50	44
2 1/2	9.62	1.62	4.12	1.19	4.88	12	8	1.12	1.00	7.50	72
3	10.50	1.88	5.00	1.12	5.25	12	8	1.25	1.12	8.00	84
4	12.25	2.12	6.19	1.19	6.38	12	8	1.38	1.25	9.50	118
5	14.75	2.88	7.31	1.38	7.75	12	8	1.62	1.50	11.50	195
6	15.50	3.25	8.50	1.50	9.00	12	12	1.50	1.38	12.50	235
8	19.00	3.62	10.62	1.75	11.50	12	12	1.75	1.62	15.50	366
10	23.00	4.25	12.75	2.25	14.50	12	12	2.00	1.88	19.00	610

All dimensions given in inches. Necks are furnished bored, faced and spot faced or back faced.

Unless otherwise specified, 1500 lb. Seamless Long Welding Necks will be furnished drilled and with a 1/4" raised face which is not included in Thickness "Q" but is included in Length "Y".

# Seamless Long Welding Necks

2500 lb.



Nominal Size and Bore J	Outside Dia. O	Minimum Flange Thickness Q	Dia. of Raised Face R	Minimum Wall Thickness	Dia. of Hub at Point of Welding H	Length Thru Hub Y	Drilling Template				Approx. Weight in Pounds
							No. of Holes	Dia. of Holes	Dia. of Bolts	Dia. Bolt Circle	
1/2	5.25	1.19	1.38	0.61	1.69	9	4	0.88	0.75	3.50	18
3/4	5.50	1.25	1.69	0.62	2.00	9	4	0.88	0.75	3.75	18
1	6.25	1.38	2.00	0.62	2.25	9	4	1.00	0.88	4.25	18
1 1/4	7.25	1.50	2.50	0.81	2.88	9	4	1.12	1.00	5.12	27
1 1/2	8.00	1.75	2.88	0.81	3.12	9	4	1.25	1.12	5.75	33
2	9.25	2.00	3.62	0.88	3.75	9	8	1.12	1.00	6.75	48
2 1/2	10.50	2.25	4.12	1.00	4.50	9	8	1.25	1.12	7.75	66
3	12.00	2.62	5.00	1.12	5.25	9	8	1.38	1.25	9.00	97
4	14.00	3.00	6.19	1.25	6.50	12	8	1.62	1.50	10.75	159
5	16.50	3.62	7.31	1.50	8.00	12	8	1.88	1.75	12.75	248
6	19.00	4.25	8.50	1.62	9.25	12	8	2.12	2.00	14.50	358
8	21.75	5.00	10.62	2.00	12.00	16	12	2.12	2.00	17.25	589
10	26.50	6.50	12.75	2.38	14.75	16	12	2.62	2.50	21.25	997

All dimensions given in inches. Necks are furnished bored, faced and spot faced or back faced.

Unless otherwise specified, 2500 lb. Seamless Long Welding Necks will be furnished drilled and with a 1/4" raised face which is not included in Thickness "Q" but is included in Length "Y".